



Large size Aluminum electrolytic capacitors

Introduction

The B41605 and B41607 series were designed for applications with stringent demands for power and current carrying capacity at ambient temperatures ranging up to 150 °C. Tinned copper leads of 1.2 mm diameter, also allowing determination of the poles because of the different lead length, can be either welded or soldered. To stand up to extreme demands for vibrational stability in an automobile, EPCOS developed a special process for these models, in the meantime patented, that fixes the capacitor winding so reliably by a sophisticated corrugation configuration that vibrational stability of **40 g** can be specified even for these large-sized models.

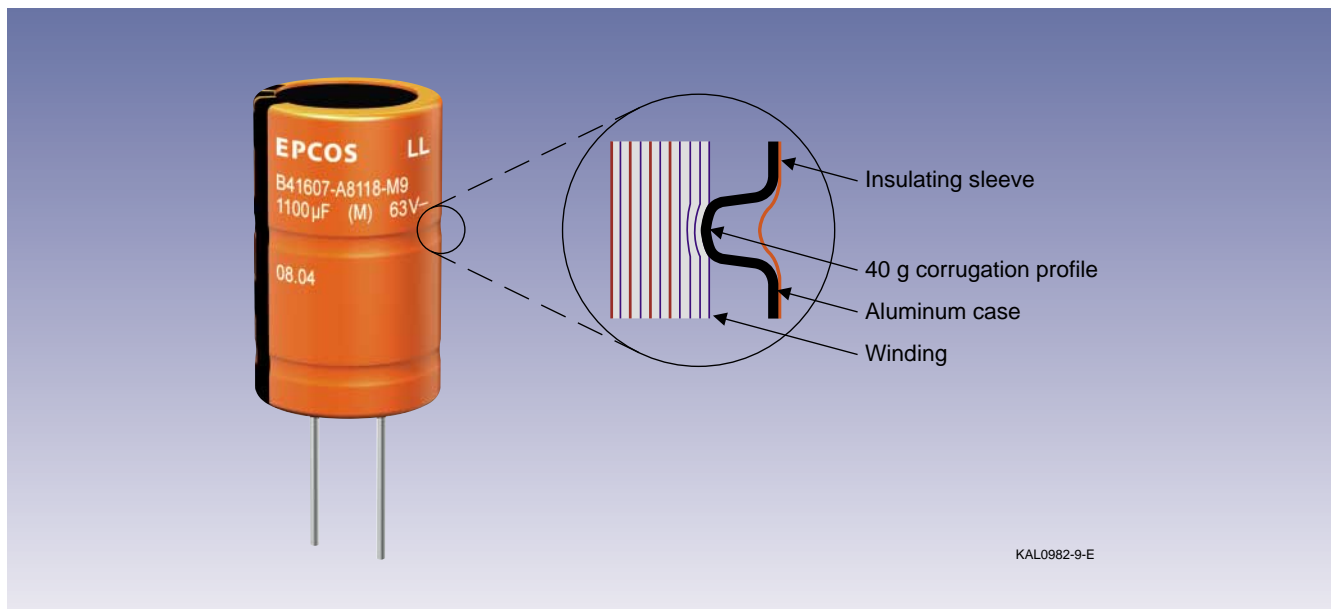
40 g vibration stability version



Snap-in version



Outstanding long-term 40 g vibrational strength thanks to rugged corrugation





Data sheet

B41607

Specifications and characteristics in brief		
Rated voltage V_R	25 ... 63 VDC	
Surge voltage V_{surge}	$1.15 \cdot V_R$	
Rated capacitance C_R	800 ... 4700 μF	
Capacitance tolerance	$\pm 20\% \cong M$	
Leakage current I_{leak} (5 min, 20 °C)	$I_{leak} \leq 0.006 \cdot \mu\text{A} \left(\frac{C_R}{\mu\text{F}} \cdot \frac{V_R}{V} \right) + 4 \mu\text{A}$	
Self-inductance ESL	15 nH	
Useful life 150 °C; V_R ; $0.5 \cdot I_{-R}$ 125 °C; V_R ; I_{-R} 85 °C; V_R ; $2.1 \cdot I_{-R}$ 40 °C; V_R ; $2.1 \cdot I_{-R}$	> 2 000 h > 10 000 h > 30 000 h > 500 000 h	Requirements: $\Delta C/C$ $\leq \pm 30\%$ of initial value ESR ≤ 3 times initial specified limit I_{leak} \leq initial specified limit
Voltage endurance test 125 °C; V_R	5 000 h	Post test requirements: $\Delta C/C$ $\leq \pm 10\%$ of initial value ESR ≤ 1.3 times initial specified limit I_{leak} \leq initial specified limit
Vibration resistance	To IEC 60068-2-6, test Fc:	
	40 g vibration stability version displacement amplitude 3 mm, frequency range at 10 Hz ... 2 kHz, acceleration max. 40 g, duration 3 x 2 h	Snap-in version with 3 terminals displacement amplitude 0.75 mm, frequency range at 10 Hz ... 2 kHz, acceleration max. 10 g, duration 3 x 2 h
IEC climatic category	To IEC 60068-1: 55/125/56 (- 55 °C/+125 °C/56 days damp heat test)	
Detail specification	Similar to CECC 30301-809	
Sectional specification	IEC 60384-4	

Features

- Outstanding high reliability and long useful life
- Outstanding ripple current capability optimized for high frequencies
- Can be operated at temperatures up to 150 °C
- Vibration resistance up to 40 g
- Shelf life more than 15 years
- Variable pin configurations
 - 40 g vibration stability version with wired terminals.
Weldable and solderable terminals. Tinned copper leads (\varnothing 1.2 mm).
 - Snap-in with 3 terminals, protection against polarity reversal.
- Without insulation sleeve upon request

Data sheet

B41607



Large size capacitor, 40 g vibration stability version with wired terminals

Dimensional drawing	Dimensions and weights		
<p>*) Permissible range of positions for minus pole marking</p> <p style="text-align: right;">KAL0962-U-E</p>	Dimensions (mm)	Approx. weight (g)	
	d +1	l ± 2	
	22	40	21
	25	40	28
	25	50	35
Packing units on request.			

Large size capacitor, snap-in version with 3 terminals

Dimensional drawing	Dimensions, weights and packing units			
<p style="text-align: right;">KAL0963-3-E</p>	Dimensions (mm)	Approx. weight (g)	Packing units (pieces)	
	d +1	l ± 2		
	22	40	21	160
	25	40	28	130
	25	50	35	130



Data sheet

B41607

Technical data, case dimensions and ordering codes

V_R VDC	C_R 100 Hz 20 °C μF	Case dimensions d x l mm	ESR_{typ} 100 Hz 20 °C mΩ	ESR_{max} 100 Hz 20 °C mΩ	ESR_{max} 100 Hz -40 °C mΩ	ESR_{max} 10 kHz 20 °C mΩ	Z_{max} 100 kHz 20 °C mΩ	$I_{\sim max}$ 10 kHz 105 °C A	$I_{\sim R}$ 10 kHz 125 °C A	$I_{\sim max}$ 10 kHz 150 °C A	Ordering code
25	2500	22 x 40	25	35	115	26	25	10.7	5.6	2.8	B41607A5258M***
	3300	25 x 40	18	25	80	18	18	14.5	7.6	3.8	B41607A5338M***
	4700	25 x 50	13	18	60	13	13	18.5	9.7	4.9	B41607A5478M***
40	1500	22 x 40	35	48	115	26	25	10.5	5.5	2.8	B41607A7158M***
	2000	25 x 40	22	30	80	17	17	14.6	7.7	3.8	B41607A7208M***
	2700	25 x 50	16	23	60	13	13	18.5	9.7	4.9	B41607A7278M***
55	1100	22 x 40	40	55	115	26	25	10.5	5.5	2.8	B41607A0118M***
	1500	25 x 40	25	35	80	17	17	14.6	7.7	3.8	B41607A0158M***
	2000	25 x 50	19	26	60	13	13	18.5	9.8	4.9	B41607A0208M***
63	800	22 x 40	45	62	115	26	25	10.3	5.4	2.7	B41607A8807M***
	1100	25 x 40	30	43	90	17	18	14.5	7.6	3.8	B41607A8118M***
	1500	25 x 50	23	32	65	13	14	18.5	9.7	4.9	B41607A8158M***

*** = "002" for snap-in version with 3 terminals (protection against polarity reversal), fully insulated.
 "009" for 40 g vibration stability version with wired terminals, fully insulated.

Data sheet

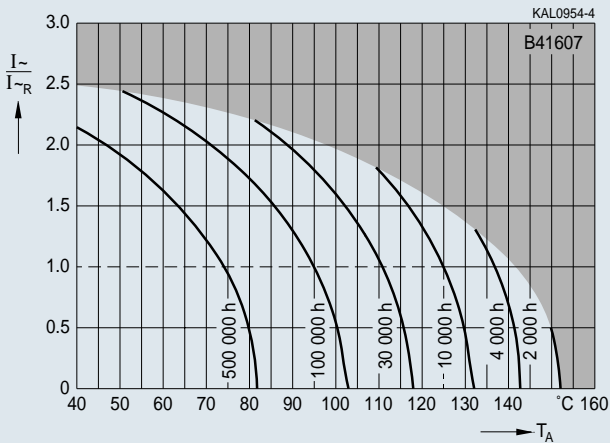
B41607



Characteristics

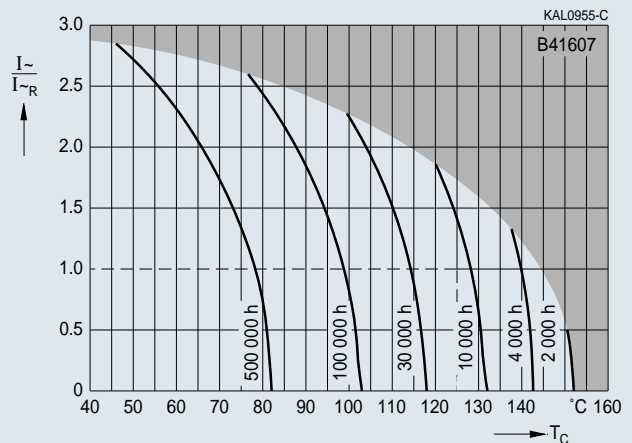
Useful life

depending on ambient temperature T_A under ripple current operating conditions at V_R

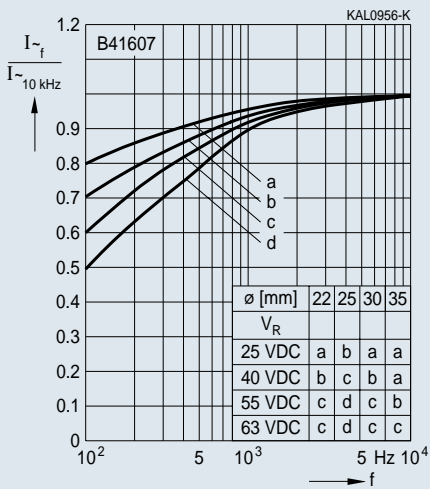


Useful life

depending on case temperature T_C under ripple current operating conditions at V_R

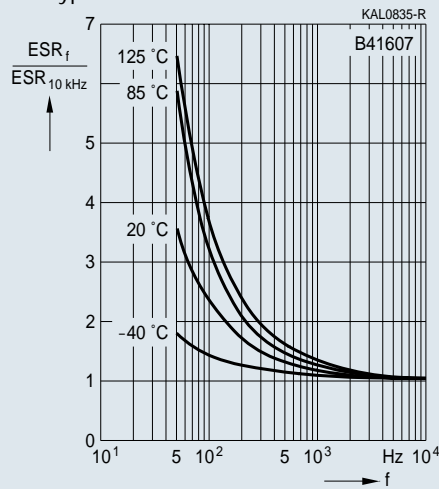


Frequency factor of permissible ripple current $I~_f$ versus frequency f



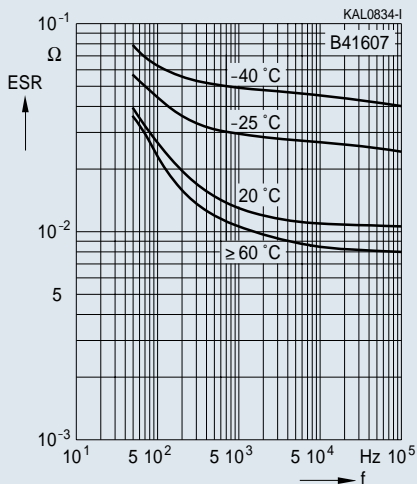
Frequency characteristics of ESR versus frequency f at different temperatures T

Typical behavior



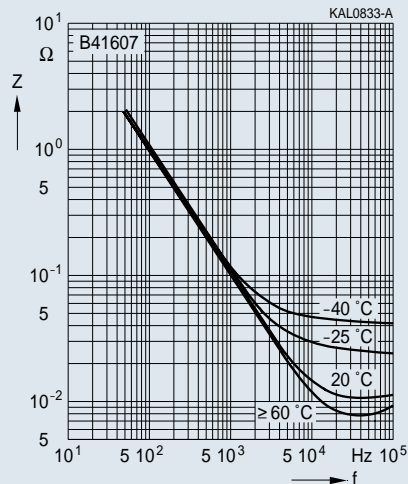
Equivalent series resistance ESR versus frequency f at different temperatures

Typical behavior for 1500 μ F/55 V



Impedance Z versus frequency f at different temperatures

Typical behavior for 1500 μ F/55 V



Herausgegeben von EPCOS AG

Unternehmenskommunikation, Postfach 80 17 09, 81617 München, DEUTSCHLAND

☎ ++49 89 636 09, FAX (0 89) 636-2 26 89

© EPCOS AG 2004. Vervielfältigung, Veröffentlichung, Verbreitung und Verwertung dieser Broschüre und ihres Inhalts ohne ausdrückliche Genehmigung der EPCOS AG nicht gestattet.

Bestellungen unterliegen den vom ZVEI empfohlenen Allgemeinen Lieferbedingungen für Erzeugnisse und Leistungen der Elektroindustrie, soweit nichts anderes vereinbart wird.

Diese Broschüre ersetzt die vorige Ausgabe.

Fragen über Technik, Preise und Liefermöglichkeiten richten Sie bitte an den Ihnen nächstgelegenen Vertrieb der EPCOS AG oder an unsere Vertriebsgesellschaften im Ausland. Bauelemente können aufgrund technischer Erfordernisse Gefahrstoffe enthalten. Auskünfte darüber bitten wir unter Angabe des betreffenden Typs ebenfalls über die zuständige Vertriebsgesellschaft einzuholen.

Published by EPCOS AG

Corporate Communications, P.O. Box 80 17 09, 81617 Munich, GERMANY

☎ ++49 89 636 09, FAX (0 89) 636-2 26 89

© EPCOS AG 2004. Reproduction, publication and dissemination of this brochure and the information contained therein without EPCOS' prior express consent is prohibited.

Purchase orders are subject to the General Conditions for the Supply of Products and Services of the Electrical and Electronics Industry recommended by the ZVEI (German Electrical and Electronic Manufacturers' Association), unless otherwise agreed.

This brochure replaces the previous edition.

For questions on technology, prices and delivery please contact the Sales Offices of EPCOS AG or the international Representatives.

Due to technical requirements components may contain dangerous substances. For information on the type in question please also contact one of our Sales Offices.